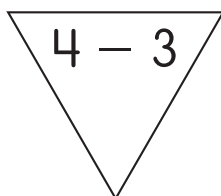


## What You Do



**Pick a subtraction.**

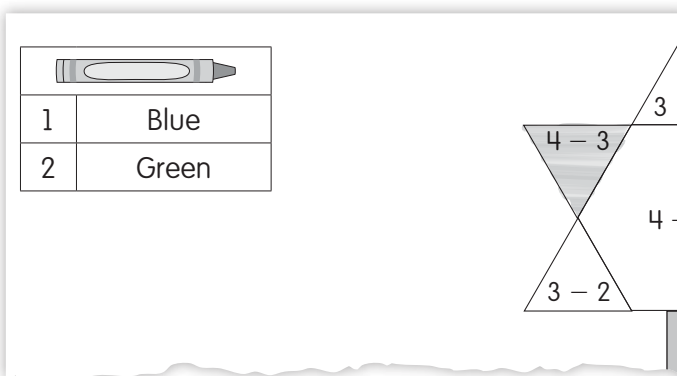


**Say.**

4 minus 3



**Subtract and Color.**



### What You Need

- blue and green crayons
- 5 counters
- Recording Sheet

### What You Do

1. Take turns. Pick a subtraction expression on the **Recording Sheet**.
2. Say the subtraction aloud. Find how many are left after taking away the number. Use counters if needed.
3. Find that number on the color key. Use the color next to that number to color the subtraction expression on the picture.


### Go Further!

Take turns. Choose a subtraction expression on the Recording Sheet. Tell a subtraction story to match. Have your partner solve.



# Solve and Color

Recording Sheet

	
1	Blue
2	Green

Partner A \_\_\_\_\_

Partner B \_\_\_\_\_

