



You may wish to assign the following pages for practice after completing the Modeled Instruction in **Ready Mathematics**.

Lesson 17

Subtract Within 5

Check that children have colored the plates and pieces of cake to show 5 take away 2 and that they have colored the balloons or banners to show 5 take away 1.

Have your child color the 5 plates and 3 pieces of cake to show 5 take away 2 and that they have colored the balloons or banners to show 5 take away 1. Then have your child color a part of the picture that shows 5 take away 1 and tell a story about that. Have your child color the rest of the picture.

©Curriculum Associates, LLC. Copying is not permitted.

Lesson 17 Subtract Within 5

143

M

$4 - 3 = 1$

$5 - 3 = 2$

$2 - 1 = 1$

Have your child match pictures to subtraction sentences. Have your child tell a subtraction story for each picture. Read each number sentence aloud together. Then have your child draw lines to match each picture to its subtraction sentence.

144

Lesson 17 Subtract Within 5

©Curriculum Associates, LLC. Copying is not permitted.




You may wish to assign the following pages for practice after completing the first Guided Practice in **Ready Mathematics**.

Lesson 17


Subtract Within 5

Name _____


B


 $5 - 3 = \underline{2}$


M


 $4 - 3 = \underline{1}$

B


 $3 - 1 = \underline{2}$

M


 $5 - 4 = \underline{1}$

Guide your child to compare each subtraction picture to the number sentence and then count and write the number left. Have your child read the completed number sentence aloud. Help him or her connect the written numbers with the number of objects shown.


©Curriculum Associates, LLC. Copying is not permitted.

Lesson 17 Subtract Within 5 **145**


Key

- B** Basic
- M** Medium
- C** Challenge


B


 $5 - 1 = \underline{4}$


M


 $4 - \underline{2} = \underline{2}$

M


 $5 - \underline{2} = \underline{3}$

C


 $\underline{3} - \underline{2} = \underline{1}$

Guide your child to compare each subtraction picture to the number sentence and then complete the number sentence. Have your child read the completed number sentence aloud. Help him or her connect the written numbers with the number of objects shown.

146 Lesson 17 Subtract Within 5

©Curriculum Associates, LLC. Copying is not permitted.



You may wish to assign the following pages for practice after completing the second Guided Practice in **Ready Mathematics**.


Lesson 17

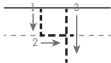
Subtract Within 5

Name _____


Example


B




$5 - 1 =$ 

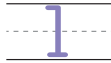
B



$4 - 3 =$ 

B




$3 - 2 =$ 

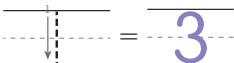

Guide your child to make up a story problem for each set of pictures. Then have him or her count and write the number left. Have your child read the completed number sentence aloud and connect it with the story problem.

©Curriculum Associates, LLC. Copying is not permitted.


Lesson 17 Subtract Within 5 **147**

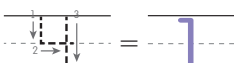

M




$4 -$  $=$ 


M



$5 -$  $=$ 

C



$2 - 2 =$ 

Guide your child to make up a story problem for each set of pictures. Then have him or her complete the number sentence. Have your child read the completed number sentence aloud and connect it with the story problem.

148 Lesson 17 Subtract Within 5

©Curriculum Associates, LLC. Copying is not permitted.