



Sets of Stickers

Your Challenge

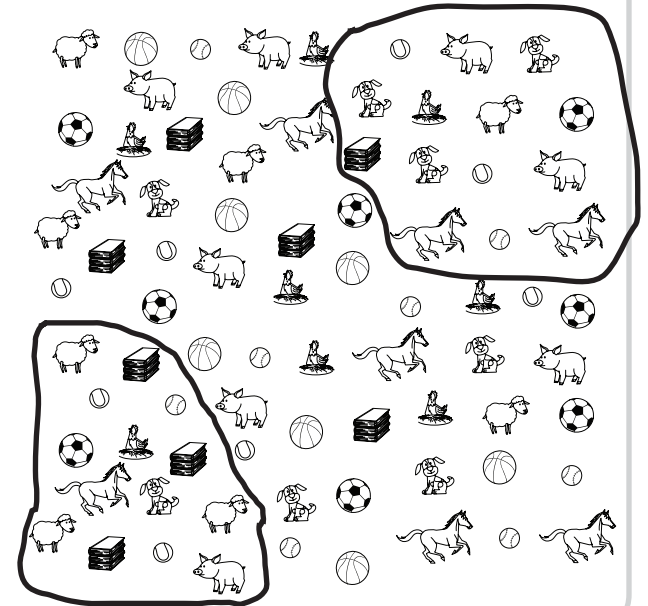
Count.



Group.



Count and circle another group.



Children count and group objects into a teen number. Have children count a group of objects, making sure there is a teen number of objects. Then have them circle the group. Children repeat this process until all the objects have been grouped into groups of teen numbers. If children are left with a number of objects that is less than a teen, have them explain how they will adjust the groups so that they are all teen numbers.

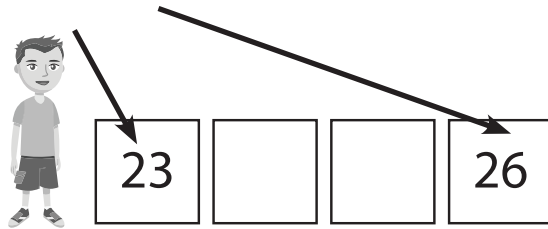
Sets of Stickers



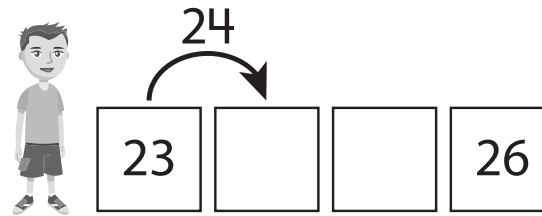
Counting Sprints

Your Challenge

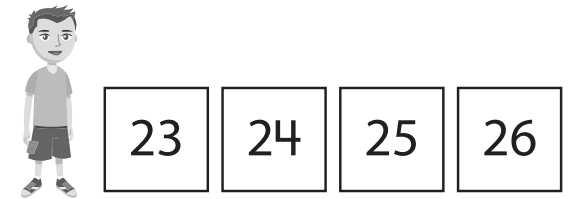
Read.



Count.



Write.




Children continue a counting sequence starting at a number other than one. Have children first identify whether the count is going forward or backward by looking at the order of the two numbers already in the sequence. Then have children count the sequence aloud before writing the numbers to complete the sequence.


Counting Sprints




18								26
----	--	--	--	--	--	--	--	----




92			89					
----	--	--	----	--	--	--	--	--



				39				43
--	--	--	--	----	--	--	--	----



			17				13	
--	--	--	----	--	--	--	----	--



		56				60		
--	--	----	--	--	--	----	--	--

