



Grado 6

Escritura y lenguaje

Paquete 3 de actividades para el hogar del maestro

Este Paquete de actividades para el hogar está organizado como una serie de notas. Cada nota tiene dos partes. En la parte 1, el estudiante escribe respondiendo a una instrucción. En la parte 2, completa una lección del Manual de lenguaje y practica la habilidad en el contexto de lo que escribió en la parte 1. Se recomienda que el estudiante complete una parte cada día.

La mayoría de las lecciones las pueden completar independientemente. Sin embargo, hay algunas lecciones que pueden requerir el apoyo de un adulto. Si no hay un adulto disponible, no hay por qué preocuparse. Simplemente pasen a la siguiente lección.

Aunque estamos proporcionando una Clave de respuestas, queremos enfatizar que el esfuerzo es lo que realmente importa, y no cuántas preguntas un estudiante responda correcta o incorrectamente. Anime a su estudiante a trabajar lo mejor que pueda con este contenido. Lo más importante es que continúe trabajando en sus habilidades de escritura y de lenguaje.

Guía para este paquete:

Parte 1:

- Lee la instrucción de escritura.
- Si es necesario, usa marcos de oración para comenzar a escribir.





Parte 2:

- Completa la Guided Practice.
- Completa la Independent Practice.
- Responde a la instrucción de "Try It".





¡Dé vuelta a la
página para ver
las actividades de
Escritura y lenguaje
del Grado 6 incluidas
en este paquete!






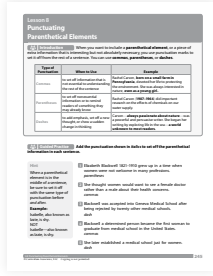
Grado 6 Actividades de escritura y lenguaje

Entry Entrada	Writing Prompt Instrucciones de escritura	Resource Recurso	Answer Key Clave de respuestas	Page Página
1	<p>Part 1 (Explica alguna lección que hayas aprendido tras ponerte en el lugar de otra persona.)</p> 	<p>Part 2</p> <p>Grade 6 Ready Language Handbook Lesson 4</p> <p>Reflexive and Intensive Pronouns</p> 	<p>Guided Practice</p> <ol style="list-style-type: none"> 1. myself: I 2. itself: himself 3. themselves: itself 4. Himself and I: He and I 5. themselves: ourselves 6. Myself: I 7. yourself: yourselves <p>Independent Practice</p> <ol style="list-style-type: none"> 1. B 2. B 3. A 4. D 	7
2	<p>Part 1 (Explica qué animal representa mejor tu personalidad y por qué.)</p> 	<p>Part 2</p> <p>Grade 6 Ready Language Handbook Lesson 6</p> <p>Correcting Vague Pronouns</p> 	<p>Guided Practice</p> <ol style="list-style-type: none"> 1. <u>they</u>: these structures 2. <u>they</u>: the men 3. <u>They</u>: The cowboys 4. <u>They</u>: The homes 5. <u>it was exciting</u>: the men were excited <p>Independent Practice</p> <ol style="list-style-type: none"> 1. D 2. A 3. C 	10





Grado 6 Actividades de escritura y lenguaje (continuación)

Entry Entrada	Writing Prompt Instrucciones de escritura	Resource Recurso	Answer Key Clave de respuestas	Page Página
3	<p>Part 1 (Describe tu mayor talento y cómo lo descubriste.)</p> 	<p>Part 2 Grade 6 Ready Language Handbook Lesson 17 Denotation and Connotation</p> 	<p>Guided Practice</p> <ol style="list-style-type: none"> thrifty: P stingy: N classic: P old-fashioned: N trudges: N sprints: P antique: P ancient: N insists: N encourages: P requested: P demanded: N <p>Independent Practice</p> <ol style="list-style-type: none"> C A D B 	13
4	<p>Part 1 (Escribe un cuento sobre un adolescente que tiene un superpoder y lo usa para salvar al mundo.)</p> 	<p>Part 2 Grade 6 Ready Language Handbook Lesson 15 Figures of Speech</p> 	<p>Guided Practice</p> <ol style="list-style-type: none"> <u>Mia would never forgive them</u>; H; Mia was very angry. <u>Her legs were still complaining</u>; P; Her legs still hurt. <u>mean rain was punishing</u>; P; The rain made camping so unpleasant it felt like a punishment by someone mean. <u>I must have slept for days</u>; H; I slept for a very long time. <u>sun smiled</u>; P; The sun shone and made Mia feel happy. <p>Independent Practice</p> <ol style="list-style-type: none"> B C D D 	16





Grado 6 Actividades de escritura y lenguaje (continuación)

Entry Entrada	Writing Prompt Instrucciones de escritura	Resource Recurso	Answer Key Clave de respuestas	Page Página
5	<p>Part 1 (Imagina que eres el presidente de un país nuevo. Escribe un anuncio para explicar las decisiones que tomarás.)</p> 	<p>Part 2 Grade 6 Ready Language Handbook Lesson 1 Subject and Object Pronouns</p> 	<p>Guided Practice</p> <ol style="list-style-type: none"> 1. <u>these historians</u>: they 2. <u>Genghis Khan</u>: him 3. <u>this fierce leader</u>: he 4. <u>the people of Mongolia</u>: them 5. <u>her and me</u>: she and I (or we) 6. <u>the empire</u>: it 7. <u>Tricia and I</u>: us 8. <u>Fred, me, and Tricia</u>: We (or Fred, Tricia, and I) <p>Independent Practice</p> <ol style="list-style-type: none"> 1. B 2. D 3. A 4. B 5. C 	19
6	<p>Part 1 (Escribe consejos para amigos a quienes les esté resultando difícil quedarse en casa.)</p> 	<p>Part 2 Grade 6 Ready Language Handbook Lesson 8 Punctuating Parenthetical Elements</p> 	<p>Guided Practice</p> <ol style="list-style-type: none"> 1. () around 1821-1910 2. comma after <i>doctor</i> and <i>male</i> 3. dash after <i>School</i> 4. comma after <i>Blackwell</i> and <i>person</i> 5. dash after <i>school</i> <p>Independent Practice</p> <ol style="list-style-type: none"> 1. C 2. A 3. D 4. D 	22

Grado 6 Actividades de escritura y lenguaje (continuación)

Entry Entrada	Writing Prompt Instrucciones de escritura	Resource Recurso	Answer Key Clave de respuestas	Page Página
7	<p>Part 1 (Escribe un poema sobre cómo se percibe tu vecindario con los sentidos. Agrega dibujos.)</p> 	<p>Part 2 Grade 6 Ready Language Handbook Lesson 14 Using a Thesaurus</p> 	<p>Guided Practice 1. state, declare, insist 2. deny 3. acrid, unpleasant 4. sugary, sweet</p> <p>Independent Practice 1. A 2. C 3. A</p>	25
8	<p>Part 1 (¿Crees que los padres deben supervisar a sus hijos cuando usan internet? Escribe un ensayo de opinión.)</p> 	<p>Part 2 Grade 6 Ready Language Handbook Lesson 2 More About Subject and Object Pronouns</p> 	<p>Guided Practice 1. I 2. We 3. he 4. us 5. they</p> <p>Independent Practice 1. C 2. B 3. B 4. A 5. D</p>	28


Grado 6 Actividades de escritura y lenguaje (continuación)

Entry Entrada	Writing Prompt Instrucciones de escritura	Resource Recurso	Answer Key Clave de respuestas	Page Página
9	<p>Part 1 (Recibiste un premio por uno de los buenos valores de tu vida. Escribe un discurso de agradecimiento y cuenta por qué es importante ese valor para ti.)</p> 	<p>Part 2 Grade 6 Ready Language Handbook Lesson 7 Recognizing and Correcting Errors</p> 	<p>Guided Practice</p> <ol style="list-style-type: none"> change "Their" to "There" delete the period after "crack" change the capital "V" in "Volcanoes" to lowercase delete the "s" from "erupts" add a period after "rock" and start "scientists" with a capital letter delete the "d" from "observed" <p>Independent Practice</p> <ol style="list-style-type: none"> C C D B D 	31
10	<p>Part 1 (Escribe un cuento corto. El personaje principal debe ser un compañero tuyo; el escenario, un lugar que quisieras visitar. Debes incluir estos objetos: espaguetis, una mascota y un videojuego.)</p> 	<p>Part 2 Grade 6 Ready Language Handbook Lesson 3 Possessive Pronouns</p> 	<p>Guided Practice</p> <ol style="list-style-type: none"> Our your; its their ours her; mine their My <p>Independent Practice</p> <ol style="list-style-type: none"> A C B B D 	34

PART 1

Handwriting practice lines (20 lines) and a thought bubble graphic.

The lesson I have learned is...



The lesson I have learned is...

Lesson 4

Reflexive and Intensive Pronouns



Introduction

Reflexive and **intensive pronouns** are pronouns that end in *-self* or *-selves*. They refer back to a noun or another pronoun in the same sentence.

- Reflexive and intensive pronouns can be singular or plural.

Singular	Plural
myself	ourselves
yourself	yourselves
himself, herself, itself	themselves

- A **reflexive pronoun** is an object pronoun that refers back to the subject and is important to the meaning of the sentence. If you leave out the reflexive pronoun, the sentence will not be clear.

Jake was mad at **himself** for dropping the ball during the game.

- An **intensive pronoun** can be used to emphasize, or *intensify*, a noun or pronoun. If you leave out the intensive pronoun, the sentence will still make sense.

I myself thought it wasn't his fault. His **teammates themselves** agreed.



Guided Practice

Cross out the incorrect pronoun or pronouns in each sentence. Then write the correct form above the incorrect one.

Hint

A reflexive pronoun should not be used as the subject of a sentence. Use the correct subject pronoun instead.

Example:

Ben and **I** played.
NOT
Ben and **myself** played.

- My family and myself were excited to see my brother's first ball game.
- He itself was nervous about how he would play.
- Dad drove us to the field at 1:00, although the game themselves did not start until 2:00.
- Himself and I found themselves good seats in the bleachers.
- My two sisters went to buy popcorn for herself.
- Myself asked them to bring some for Dad and me.
- When they returned, Dad told them, "You'll fill yourself with popcorn and miss dinner."



Independent Practice

For numbers 1–3, which pronoun should replace the underlined pronoun to make the sentence correct?

- 1** When the team lost the game, the players blamed ourselves.
- A** itself
 - B** themselves
 - C** himself
 - D** yourselves
- 2** The pitcher itself said that he had not pitched his best game.
- A** myself
 - B** himself
 - C** yourself
 - D** themselves
- 3** Alonzo and myself agreed that the other team had simply played better.
- A** I
 - B** me
 - C** himself
 - D** ourselves

Answer Form

- 1 (A) (B) (C) (D)
 2 (A) (B) (C) (D)
 3 (A) (B) (C) (D)
 4 (A) (B) (C) (D)

Number
Correct

4

For number 4, which revision uses a reflexive or intensive pronoun correctly?

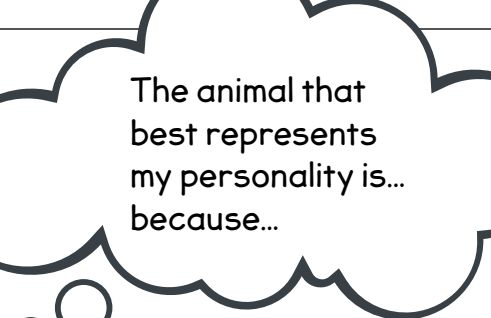
- 4** Mayor Ramirez is a great fan and attends every single game.
- A** Herself Mayor Ramirez is a great fan and attends every single game.
 - B** Mayor Ramirez themselves is a great fan and attends every single game.
 - C** Mayor Ramirez is a great fan itself and attends every single game.
 - D** Mayor Ramirez herself is a great fan and attends every single game.

► **Try It** Reread what you wrote in Part 1. Check that you have used reflexive pronouns correctly. Then try to add one intensive pronoun in your response.

PART 1



The animal that best represents my personality is... because...



The animal that
best represents
my personality is...
because...

Lesson 6

Correcting Vague Pronouns



Introduction

Pronouns help writers to avoid repetition, but when a pronoun is **vague**, or unclear, readers can't tell what or whom it refers to.

- A pronoun may be unclear if there is more than one noun to which the pronoun could be referring. For example:

Clear: The cliff dwellings at Mesa Verde were built by the Ancestral Pueblo people.

Unclear: **They** show us what life was like there thousands of years ago.

The pronoun *they* could refer to *cliff dwellings* or to *Ancestral Pueblo people*. You can fix the problem by changing the pronoun to the correct noun.

Clear: **These dwellings** show us what life was like there thousands of years ago.

- A pronoun may also be unclear if there is no noun to which the pronoun refers.

Unclear: Our days at Mesa Verde were long and full, and **it** taught us a lot.

Unclear: At home, people sometimes asked questions, and **it** was hard.

You can fix the first sentence by replacing the pronoun with a noun phrase, such as *the trip*. However, the second sentence might need a bit more work.

Clear: Our days at Mesa Verde were long and full, and **the trip** taught us a lot.

Clear: At home, people asked questions that were hard to answer.



Guided Practice

Read the paragraph. Cross out each vague (unclear) pronoun, and write your correction above it. You may want to revise more than the pronoun to make the sentence's meaning clear.

Hint

Changing a vague pronoun to a noun is not always enough. You may need to revise the sentence to give a bit more information.

In 1888, during a heavy snowfall near what is now Mesa Verde National Park, two cowboys saw walls and towers off in the distance. They were unusual, and they decided to go and explore them. They found homes built right into the walls of the tall cliffs. They had ancient tools and pottery, and it was exciting.



Independent Practice

Read the paragraph. For numbers 1–3, choose the revision that corrects the vague pronoun in each numbered sentence in the paragraph.

Answer Form

1 (A) (B) (C) (D)

2 (A) (B) (C) (D)

3 (A) (B) (C) (D)

Number
Correct

3

The Ancestral Pueblo people moved to Mesa Verde around 550 C.E., but the cliff dwellings weren't built until around 1200 C.E. **(1)** They showed a high degree of skill in stone masonry. **(2)** They do not know why the Ancestral Pueblo people moved into the cliffs. **(3)** They might have been safer in harsh weather. Whatever the reason these people moved to the cliffs, it is amazing.

- 1**
- A** They showed skill in stone masonry to a high degree.
 - B** All showed a high degree of skill in stone masonry.
 - C** A high degree of skill in stone masonry was shown by them.
 - D** The Pueblo people showed a high degree of skill in stone masonry.

- 2**
- A** Archeologists are not sure why the Ancestral Pueblo people moved into the cliffs.
 - B** The Ancestral Pueblo people do not know why they moved into the cliffs.
 - C** It is unknown to them why the Ancestral Pueblo moved into the cliffs.
 - D** Why the Ancestral Puebloans moved into the cliffs, they do not know.

- 3**
- A** In harsh weather, they might have been safer.
 - B** Their safety might have been greater in harsh weather.
 - C** Cliff dwellings might have been safer in harsh weather.
 - D** It might be because of their safety in harsh weather.

► **Try It** Reread what you wrote in Part 1. Circle any pronouns you used. Then reread to make sure someone reading your paper for the first time would understand who the pronoun is referring to. Fix any errors.

PART 1

My talent is

I found this talent when

I found this talent when

Lesson 17

Denotation and Connotation



Introduction

A word can have two kinds of meanings. A word's **denotation** is its dictionary definition. A word's **connotation** is the feeling that people associate with the word.

Compare these examples:

Positive Connotation

My older cousin Cal is **clever**.

He asks questions because he is **curious**.

Negative Connotation

My older cousin Cal is **sly**.

He asks questions because he is **nosy**.

The dictionary definition of the word *clever* means almost the same as the dictionary definition of *sly*. The words have similar denotations. The words *curious* and *nosy* also have similar denotations. However, they have very different connotations. The words we use carry feelings. The reader uses these feelings to form opinions.

When you write, think about the connotations of the words you choose. Ask yourself: "What effect will my words have on my readers?"



Guided Practice

Read the sentences. Write **P** if the underlined word has a positive connotation. Write **N** if the underlined word has a negative connotation.

Hint

Read each underlined word. Ask yourself: What feelings do I connect to the word? If the feelings are good, the word has a positive connotation. If the feelings are bad, the word has a negative connotation.

- 1 Cal is a very thrifty person. _____
Cal is a very stingy person. _____
- 2 He wears classic styles. _____
He wears old-fashioned styles. _____
- 3 Every morning he trudges to work. _____
Every morning he sprints to work. _____
- 4 Cal drives an antique car. _____
Cal drives an ancient car. _____
- 5 His wife insists that he fix the car himself. _____
His wife encourages him to fix the car himself. _____
- 6 One day, Cal's son requested a room of his own. _____
One day, Cal's son demanded a room of his own. _____



Independent Practice

For numbers 1–3, read the sentence. The answer choices have similar denotations. Which answer choice has the most positive connotation?

1 Cal and his wife had a debate about moving to a new home.

- A** quarrel
- B** dispute
- C** discussion
- D** disagreement

2 Cal said, “We can turn the office into an acceptable bedroom.”

- A** pleasing
- B** usable
- C** functional
- D** workable

3 Cal’s wife wanted to move, and she was stubborn about it.

- A** pushy
- B** defiant
- C** obstinate
- D** determined

Answer Form

- 1 (A) (B) (C) (D)
 2 (A) (B) (C) (D)
 3 (A) (B) (C) (D)
 4 (A) (B) (C) (D)

Number
Correct

4

For number 4, read the sentence. The answer choices have similar denotations. Which answer choice has the most negative connotation?

4 On moving day they transported all their belongings to their new home.

- A** sent
- B** lugged
- C** moved
- D** carried

► **Try It** Reread what you wrote in Part 1. Do the words give a positive or a negative connotation to your writing? Change any words with a negative connotation to a positive connotation and reread it. Be proud of your talents!

PART 1

This image shows a single sheet of white paper with horizontal ruling lines. The lines are evenly spaced and run across the width of the page. There are no margins, text, or other markings on the paper.

Lesson 15

Figures of Speech



Introduction

One way that writers make their writing lively and vivid is by using **figures of speech**. A figure of speech is an imaginative, or nonliteral, way of using language. It might describe something in an unexpected way, or it might even stretch the truth.

- **Personification** is a figure of speech that gives human-like qualities and actions to something that is not human. Writers use personification to create a picture in the mind of the reader or to convey a mood.

The steep trail **dared** Mia to take another step.

Sneaky tree roots were **hiding** under leaves and twigs, **ready to trip** her.

Nonliving things, such as tree roots, can't dare someone, be sneaky, or hide with the intention of tripping someone. The figures of speech help the reader picture the trail and sense the lurking dangers.

- **Hyperbole** is a figure of speech that uses exaggeration for emphasis or effect.

It took forever to reach the top of the mountain.

It doesn't really take "forever" to climb a mountain. The figure of speech emphasizes the length and difficulty of the climb and conveys Mia's frustration.



Guided Practice

Read the passage. Underline each figure of speech, and identify it by writing *P* for personification or *H* for hyperbole. Then discuss the meaning of the figure of speech with a partner.

Hint

As you read, ask yourself:

"Do any verbs show a nonliving thing doing something a person can do?"

"Do any adjectives give human-like qualities to nonliving things?"

"Do any sentences exaggerate the truth?"

By the time Mia's parents set up the tent, it was raining. Mia would never forgive them for this trip! Her legs were still complaining from the climb, and the mean rain was punishing her family for camping in October.

The next morning, though, Mia woke up refreshed. She thought, "I must have slept for days!" Outside the tent, the sun smiled through the leafy trees.



Independent Practice

For numbers 1–4, what does the underlined figure of speech mean in each sentence?

1 A bold wind grabbed Mia's cap as she and her parents hiked down the trail.

- A** The wind was bold and pushy.
- B** The wind blew Mia's cap off her head.
- C** Mia took her cap off her head because of the wind.
- D** Someone took Mia's cap.

2 When they reached the pond, Mia exclaimed, "There must be a million ducks here!"

- A** "There are one million ducks at the pond."
- B** "I've never seen ducks before."
- C** "There are a lot of ducks here."
- D** "I can guess the number of ducks."

3 Suddenly, clouds gathered and chased the sun out of the sky.

- A** The clouds were faster than the sun.
- B** The clouds pushed the sun out of the sky forever.
- C** The clouds had an important meeting.
- D** The sun disappeared quickly when clouds filled the sky.

Answer Form

1 (A) (B) (C) (D)

2 (A) (B) (C) (D)

3 (A) (B) (C) (D)

4 (A) (B) (C) (D)

Number
Correct

4

4 The rain ignored Mia and her family's plans to go out on a rowboat.

- A** The rain did not affect the plans Mia and her family had.
- B** Mia and her family enjoyed their time out in the rowboat.
- C** Other people enjoyed rowboats, but not Mia's family.
- D** Mia's family had made plans, but now it was raining.

► **Try It** Reread your story. Find places where you could add emphasis by including figures of speech. Add one instance of hyperbole and one instance of personification.

PART 1

Handwriting practice lines (20 lines) and a cloud-shaped box containing the text: "To the people of ..., our new laws will be..."

Grado 6 • Paquete 3, Entrada 5 19

Lesson 1

Subject and Object Pronouns



Introduction

A pronoun takes the place of a noun. A **subject pronoun** is used as the subject of a sentence. An **object pronoun** is used as the direct object of a verb or as the object of a preposition. It is important to use them correctly when speaking and writing.

Subject	I am learning about the Mongolian ruler Genghis Khan.
Direct Object of Verb	The Mongol people admired him .
Object of Preposition	This fearsome warrior was a hero to them .

- Subject and object pronouns can be singular or plural.

Subject Pronouns		Object Pronouns	
Singular	Plural	Singular	Plural
I	we	me	us
you	you	you	you
he, she, it	they	him, her, it	them

- A pronoun can be part of a **compound subject** or **compound object**. Compound subjects and objects are made up of two or more nouns, pronouns, or both. If the pronoun *I* or *me* is included, it usually comes last.

Compound Subject	Tricia and I are reading about ancient China.
Compound Object	The teacher assigned the topic to Fred and me .



Guided Practice

Cross out each underlined word or phrase. Above it, write the correct subject or object pronoun to replace it.

Hint

The pronouns *it* and *you* can be used as either a subject or an object. But all other pronouns are used only as a subject or an object. Be careful to use them correctly!

Many historians have written about Genghis Khan. Often these historians describe Genghis Khan as a cruel warrior who captured land for the people of Mongolia. However, this fierce leader also united the people of Mongolia.

Tricia became interested in the Mongolian empire, and her and me wrote a report on the empire. Fred helped Tricia and I on the research. Fred, me, and Tricia learned a lot.



For numbers 1–5, which word or words correctly complete each sentence?

- 1** When Genghis Khan was a child, his mother kept _____ and the rest of the family safe in the Mongolian Desert.

A we
B him
C they
D he

- 2** This brave woman and her children often had little to eat, but _____ survived.

A her and them
B she and them
C her and they
D she and they

- 3** Genghis Khan's mother was a strong, smart woman. Her son's ability to lead probably came from _____.

A her
B she
C he
D they

Answer Form

1 (A) (B) (C) (D)

2 (A) (B) (C) (D)

3 (A) (B) (C) (D)

4 (A) (B) (C) (D)

5 (A) (B) (C) (D)

Number
Correct

5

- 4** As a leader, Genghis Khan promoted religious freedom because other people's beliefs were interesting to _____.

A he
B him
C they
D we

- 5** _____ also learned that Genghis Khan created the first Mongol written language.


A Me and my friends
B They and me
C My friends and I
D My friends and me

► **Try It** Reread what you wrote in Part 1. Circle places where you used the words *I* or *me*. Did you use them properly? Then go through your announcement to make sure all other pronouns are used correctly.

PART 1

...

... has been hard to deal with, but I ...



... has been hard to deal with, but I

Lesson 8

Punctuating Parenthetical Elements



Introduction

When you want to include a **parenthetical element**, or a piece of extra information that is interesting but not absolutely necessary, you use punctuation marks to set it off from the rest of a sentence. You can use **commas**, **parentheses**, or **dashes**.

Type of Punctuation	When to Use	Example
Commas	to set off information that is not essential to understanding the rest of the sentence	Rachel Carson, born on a small farm in Pennsylvania , devoted her life to protecting the environment. She was always interested in nature, even as a young girl .
Parentheses	to set off nonessential information or to remind readers of something they may already know	Rachel Carson (1907–1964) did important research on the effects of chemicals on our water supply.
Dashes	to add emphasis, set off a new thought, or show a sudden change in thinking	Carson— always passionate about nature —was a powerful and persuasive writer. She began her writing by exploring life in the sea— a world unknown to most readers .



Guided Practice

Add the punctuation shown in *italics* to set off the parenthetical information in each sentence.

Hint

When a parenthetical element is in the middle of a sentence, be sure to set it off with the same type of punctuation before and after.

Example:

Isabelle, also known as Izzie, is shy.

NOT

Isabelle—also known as Izzie, is shy.

- Elizabeth Blackwell 1821–1910 grew up in a time when women were not welcome in many professions.
parentheses
- She thought women would want to see a female doctor rather than a male about their health concerns.
commas
- Blackwell was accepted into Geneva Medical School after being rejected by twenty other medical schools.
dash
- Blackwell a determined person became the first woman to graduate from medical school in the United States.
commas
- She later established a medical school just for women.
dash



Independent Practice

For numbers 1–4, choose the answer that best punctuates the underlined part of each sentence.

- 1** Dr. Jonas Salk 1914–1995 discovered a cure for polio.

A Salk 1914–1995, discovered
B Salk, (1914–1995), discovered
C Salk (1914–1995) discovered
D Salk—1914–1995—discovered

- 2** Polio a disease that struck fear in parents was a terrible illness that could cripple children.

A Polio, a disease that struck fear in parents, was
B Polio, a disease that struck fear in parents—was
C Polio (a disease that struck fear in parents), was
D Polio—a disease that struck fear in parents, was

- 3** Jonas Salk's parents immigrants with little formal education themselves were determined that their children would succeed.

A parents—(immigrants with little formal education themselves) were
B parents immigrants with little formal education themselves, were
C parents immigrants with little formal education themselves—were
D parents (immigrants with little formal education themselves) were

Answer Form

1 (A) (B) (C) (D)
 2 (A) (B) (C) (D)
 3 (A) (B) (C) (D)
 4 (A) (B) (C) (D)

Number
Correct

4

- 4** At medical school, Salk began researching influenza the virus that causes the flu.

A influenza the virus, that causes the flu.
B influenza—the virus—that causes the flu.
C influenza (the virus) that causes the flu.
D influenza, the virus that causes the flu.

► **Try It** Reread what you wrote in Part 1. Are there places where you added information that should be set off from the rest of a sentence? If so, make sure you used the proper punctuation. If not, edit your writing to include at least one piece of extra information.

PART 1

This image shows a single sheet of white paper with horizontal ruling lines. The lines are evenly spaced and run across the width of the page. There are no margins, text, or other markings on the paper.

Lesson 14

Using a Thesaurus



Introduction

You can use a thesaurus to make your writing more precise or interesting. A **thesaurus** provides synonyms and antonyms for particular words.

- A thesaurus lists words in alphabetical order. Each entry gives the part of speech, the definition, and a list of synonyms. Antonyms, if any, are also included.

bitter *adj.* **1.** a strong, unpleasant taste: *The white part of a lemon rind is bitter.* **acid, unpleasant** Antonyms: *sugary, sweet* **2.** harsh and cold: *Winter has been bitter this year.* **rough, severe** Antonyms: *mild, pleasant* **3.** having or showing resentment: *Al felt bitter when he lost his job.* **angry, resentful, sullen** Antonym: *friendly*

claim *v.* **1.** to need: *This issue claims our attention.* **deserve, demand, require** **2.** to say that something is true: *Nola claims that bees sleep at night.* **state, declare, insist** Antonym: *deny* *n.* **3.** a statement that something is true: *The ad makes the claim that Brand X is the best flour.* **assertion, allegation, declaration** Antonym: *denial*

When there is more than one meaning, each definition is numbered.

Sometimes there is a sample sentence.

Some words can serve as more than one part of speech.



Guided Practice

Read the paragraph. Use the thesaurus entries above to answer the questions about the underlined words.

Hint

Remember: A *synonym* is similar in meaning to another word. An *antonym* has the opposite meaning of the word.

Nearly 2,600 years ago, people in Mexico and Central America drank a bitter chocolate drink, which they made from cocoa beans. Some scholars claim that people drank chocolate even longer ago.

- 1** Which words are synonyms of *claim* as used in the paragraph?

- 2** Which word is an antonym of *claim*? _____

- 3** Which words are synonyms of *bitter* as used in the paragraph?

- 4** Which words are antonyms of *bitter*? _____



Independent Practice

For numbers 1–3, read the sentence. Then use the thesaurus entry to answer the question.

significant *adj.* 1. expressing a meaning: *Dad gave Lee and Arlo a significant glance when they started to argue.* **meaningful, informative** *Antonym: meaningless* 2. having influence: *Thu has a significant job with the Government.* **important** *Antonyms: insignificant, unimportant*

- 1** As the food of rulers, gods, and everyday people, chocolate was significant for the Maya.

Which is a synonym for significant as it is used above?

- A** meaningful
- B** unimportant
- C** insignificant
- D** meaningless

permit *v.* 1. to allow to do something: *I'll permit you to pick plums.* **allow, authorize** *Antonyms: forbid, prohibit* 2. to be favorable: *We'll have a picnic if the weather permits.* **accommodate, oblige** *n.* 3. written permission: *The contractor got a permit to build a home.* **license, permission**

- 2** The Aztecs, however, would permit only certain people to drink it.

Which is an antonym for permit as it is used above?

- A** license
- B** allow
- C** forbid
- D** oblige

Answer Form

1 (A) (B) (C) (D)

2 (A) (B) (C) (D)

3 (A) (B) (C) (D)

Number
Correct

/ 3

powerful *adj.* 1. physically strong: *The oxen are powerful.* **strong, mighty** *Antonyms: weak, frail* 2. able to influence: *Leaders are powerful people.* **high-ranking, influential** *Antonym: low-ranking*


- 3** Only the powerful members of Aztec society drank the sacred beverage.

Which is a synonym for powerful as it is used above?

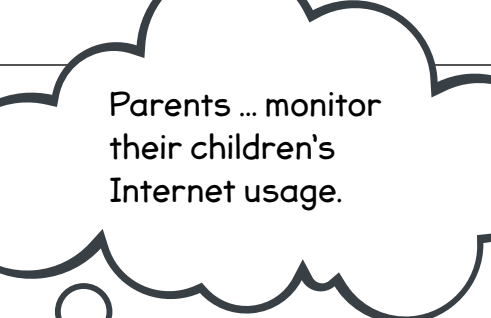
- A** high-ranking
- B** powerless
- C** weak
- D** frail

► **Try It** Look back at your poem. Are there any words that are used over and over? Are there words that could be replaced with more interesting words? Circle at least two words you can replace by using a thesaurus. Then, using a print or online thesaurus, find two new words.

PART 1



Parents ... monitor
their children's
Internet usage.



Parents ... monitor
their children's
Internet usage.

Lesson 2

More About Subject and Object Pronouns



Introduction

Subject pronouns and **object pronouns** can be used to tell about or emphasize something mentioned in the sentence.

- Sometimes a **subject pronoun** follows a form of the linking verb *be* (*is, am, are, was, were*) to tell about the subject. The pronoun can be used alone or in a compound subject.

It **was I**, not Zoey, who saw the boy fall off his bike.

However, the first ones to reach the boy **were she and Terrance**.

- The plural pronouns **we** and **us** can also be used before a noun for emphasis. Use *we* if the noun is the subject of the sentence. Use *us* if the noun is the object of a verb or preposition.

We girls kept the boy calm and called his mom.

When the boy's mother arrived, she thanked **us girls** for our help.



Guided Practice

Circle the correct pronoun to complete each sentence.

Hint

If the pronoun is followed by a noun, try reading the sentence without the noun. For example, "We [doctors] care about health." You can tell that *We* sounds right and that *Us* would sound wrong.

Look for forms of the linking verb *be* (*is, am, are, was, were*). If a pronoun comes after one of these forms, remember to use a subject pronoun.

- The people in our class who want to become doctors are Zoey and (me, I).
- (Us, We) students enjoyed meeting Dr. Higgs on Career Day.
- It was (him, he) who won the Doctor of the Year award in our state.
- Dr. Higgs inspired (we, us) kids to learn more about careers in medicine.
- Terrance's parents are both doctors, and it was (they, them) who invited Dr. Higgs to speak to us.



For numbers 1–5, which pronoun correctly completes each sentence?

- 1** The Young Paramedic Program is perfect for _____ students.

A we
B them
C us
D they

- 2** The first people to sign up were Zoey, Paris, and _____.

A me
B I
C them
D him

- 3** It was _____ who noticed the sign-up sheet first.

A us
B I
C me
D them

Answer Form

1 (A) (B) (C) (D)

2 (A) (B) (C) (D)

3 (A) (B) (C) (D)

4 (A) (B) (C) (D)

5 (A) (B) (C) (D)

**Number
Correct**

5

- 4** The instructors are all paramedics, and it will be _____ who teach us basic first aid.

A they
B her
C them
D it

- 5** _____ young volunteers are eager to learn about saving lives.

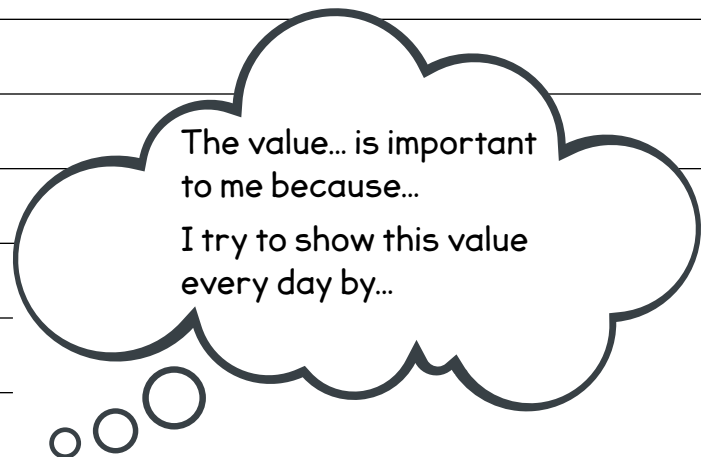
A Us
B Them
C They
D We

► **Try It** Reread what you wrote in Part 1. Circle any pronouns you used. Make sure you used them all correctly. Fix any errors.

Journal Entry 9

PART 1

Congratulations! You have won an award for having good values in your life. What is the value that you won the award for? How do you show it every day? Write what you would say in your acceptance speech. Be sure to tell why that value is so important to you.








Lesson 7

Recognizing and Correcting Errors



Introduction

Mistakes in spelling, capitalization, grammar, and punctuation can make it difficult for your reader to understand what you have written. You should always **proofread** your writing and correct your errors. An easy way to show corrections is to use proofreading marks.

Proofreading Mark	Purpose	Example
	to take out punctuation marks, letters, words, or sentences	A volcano e is a mountain that can erupt and eject molten rock.
	to insert punctuation marks, letters, words, or sentences	Mount St. Helens erupted ⁱⁿ 1980 in the state of Washington.
	to add a period	Some volcanoes occur on land. ^o thers, however, erupt on the ocean floor.
	to change a capital letter to a lowercase letter	A recent U ndersea eruption occurred off the Canary Islands.
	to change a lowercase letter to a capital letter	An undersea volcano near o regon produced 12-foot-thick layers of lava.



Guided Practice

Use proofreading marks to correct the errors in this paragraph. Then work with a partner to check each other's corrections.

Hint

Sometimes you will need to use more than one proofreading mark to make a correction. For example, a spelling error may require that you use one mark to delete and another mark to insert the correct spelling.

Their are more than 3,000 volcanoes on the ocean floor.

Undersea volcanoes are caused by a crack. in the crust. Like land

Volcanoes, undersea volcanoes erupts and force out liquid rock

scientists now observed these volcanoes and try to predict

possible eruptions.



Independent Practice

For numbers 1–5, select the correct way to revise the sentence.

- 1** Eruptions occur when Pressure in a volcano build up
- A** Eruptions occurs when Pressure in a volcano build up.
 - B** Eruptions occurs when pressure in a volcano builds up
 - C** Eruptions occur when pressure in a volcano builds up.
 - D** Eruptions occur when Pressure in a volcano build up.

- 2** When undersea volcanoes erupt, they often caused powerfull waves.
- A** When undersea volcanoes erupt, they often cause powerfull waves.
 - B** When undersea volcanoes erupt, they often caused powerful waves.
 - C** When undersea volcanoes erupt, they often cause powerful waves.
 - D** When undersea volcanoes erupt, They often cause powerful waves.

- 3** A tsunami is a series of waves it can move too shore at high speeds.
- A** A tsunami is a series of waves, it can move too shore at high speeds.
 - B** A tsunami is a series of waves. it can move to shore at high speeds.
 - C** A tsunami is a series of waves, It can move too shore at high speeds.
 - D** A tsunami is a series of waves, and it can move to shore at high speeds.

Answer Form

- 1 (A) (B) (C) (D)
 2 (A) (B) (C) (D)
 3 (A) (B) (C) (D)
 4 (A) (B) (C) (D)
 5 (A) (B) (C) (D)

Number
Correct

5

- 4** If a tsunami strike land, she can cause sereous damage.

- A** If a tsunami strikes land, she can cause serious damage.
- B** If a tsunami strikes land, it can cause serious damage.
- C** If a tsunami strike land, it can cause serious damage.
- D** If a tsunami strike land, it can cause sereous damage.

- 5** In oregon, the undersea eruption themselves changed the seafloor.

- A** In oregon, the Undersea Eruption itselfs changed the seafloor.
- B** In Oregon, the undersea eruption themselves changed the seafloor.
- C** In oregon, the undersea eruption itself changed the seafloor.
- D** In Oregon, the undersea eruption itself changed the seafloor.

► **Try It** It is always a good idea to proofread a speech before you give it. Read your acceptance speech out loud and look for places you would change things. Use proofreading marks to correct your errors.

PART 1

[illegible]

Lesson 3

Possessive Pronouns



Introduction

Possessive pronouns are pronouns that show ownership.

- Some possessive pronouns are used before nouns.

Is that **my** notebook on **your** desk? **Our** markers are on **their** table.

Possessive Pronouns Used Before a Noun

Singular	my, his, her, your, its
Plural	our, your, their

- Other possessive pronouns can stand alone.

I think that pencil is **mine**, not **yours**. Is that stapler **ours** or is it **theirs**?

Possessive Pronouns That Can Stand Alone

Singular	mine, his, hers, yours
Plural	ours, yours, theirs



Guided Practice

Circle the possessive pronoun or pronouns that correctly complete each sentence.

Hint

Be careful not to confuse the possessive pronouns *its*, *their*, and *your* with the contractions *it's*, *they're*, and *you're*. Just remember that possessive pronouns do not have apostrophes.

- (Our, Ours) teacher gives us weekly writing assignments.
- "Don't forget to complete (yours, your) assignment by (it's, its) due date," Ms. Sanchez reminded us.
- Levi and Ian work together on (their, theirs) assignments.
- Annie and I often collaborate on (ours, our).
- I usually like (her, hers) topic ideas better than (my, mine).
- When will they finish (their, theirs) research?
- (My, Mine) research will be completed by Friday.



Independent Practice

For numbers 1–5, which pronoun correctly completes each sentence?

- 1** Raul is proud of _____ writing and always proofreads it carefully.

A his
B theirs
C its
D ours

- 2** Noah offered to let Shayla read his poem if he could read _____.

A her
B its
C hers
D their

- 3** Someday I hope to write as well as _____ favorite author, Christopher Paul Curtis.

A hers
B my
C mine
D ours

Answer Form

1 (A) (B) (C) (D)

2 (A) (B) (C) (D)

3 (A) (B) (C) (D)

4 (A) (B) (C) (D)

5 (A) (B) (C) (D)

Number
Correct

5

- 4** How do you come up with _____ unusual ideas for characters?

A theirs
B your
C yours
D ours

- 5** We brought our writing journals, but the twins forgot _____.

A our
B your
C their
D theirs

► **Try It** Reread what you wrote in Part 1. Make sure all of the pronouns you used are used properly. Use proofreading marks to fix your errors.