



Grados K–1

Escritura y lenguaje

Paquete 3 de actividades para el hogar del estudiante

Este Paquete de actividades para el hogar incluye actividades de lenguaje y escritura. Se recomienda que el estudiante complete una lección cada día.

Los niños requerirán el apoyo de un adulto o de un estudiante mayor para completar estas lecciones, a menos que puedan leer y escribir independientemente. La mayoría de las instrucciones al inicio del paquete requieren que el estudiante escriba o dibuje una respuesta. Esto permite ser flexibles con diferentes edades y habilidades. Guíe al estudiante según sus necesidades. Para quienes hagan tareas de escritura, no es tan importante la ortografía correcta como la comunicación clara de sus ideas. Puede guiar al estudiante para que plasme sus ideas en papel, pero que no se detenga para ver si cada palabra ha sido escrita correctamente.

Anime al estudiante a que trabaje lo mejor que pueda con este contenido. Lo más importante es que continúen trabajando en sus habilidades de lenguaje y escritura.






Guía para completar este paquete:

- Lee la instrucción.
- Piensa sobre qué quieres escribir.
- Haz un dibujo si lo indica la instrucción.
- Escribe tu respuesta en las líneas.
- Usa la sección "Writing Checklist" para revisar tu trabajo.






¡Dé vuelta a la
página para ver
las actividades de
Escritura y lenguaje
de los Grados K–1
incluidas en este
paquete!








Grados K–1 Actividades de escritura y lenguaje

Entry (Entrada)	Resource (Recurso)	Prompt (Instrucciones)	Page (Página)
1		<p>Draw your dream playground. Think about who you would like to be there with you. Write or tell a story about what you would do there.</p> <p><i>(Dibuja el patio de juegos de tus sueños. Piensa con quién te gustaría estar ahí. Escribe o cuenta un cuento sobre lo que harías en ese lugar.)</i></p>	6
2		<p>What animal would you like to be for a day? Draw the animal. Write or tell what you would be and what you would do for that one day.</p> <p><i>(¿Qué animal te gustaría ser por un día? Dibuja ese animal. Escribe o cuéntale a alguien qué animal serías y lo que harías durante ese día.)</i></p>	7
3		<p>Write or draw a picture about how you're feeling today. Explain what happened to make you have these feelings.</p> <p><i>(Escribe o haz un dibujo sobre cómo te sientes hoy. Explica qué ha pasado para que te sientas así.)</i></p>	8
4		<p>Think about your bedroom. How would you tell someone else what it looks like? Write 3 things or 3 sentences to describe it.</p> <p><i>(Piensa en tu habitación. ¿Cómo se la describirías a alguien? Escribe 3 cosas o 3 oraciones que la describan.)</i></p>	9
5		<p>Think about the biggest thing you have ever seen. Draw a picture of it. Then write or tell what it is, where you saw it, and how it made you feel.</p> <p><i>(Piensa en la cosa más grande que hayas visto. Dibújala. Luego, escribe o cuéntale a alguien qué cosa es, dónde la viste y cómo te sentiste cuando la viste.)</i></p>	10






Grados K–1 Actividades de escritura y lenguaje (continuación)

Entry (Entrada)	Resource (Recurso)	Prompt (Instrucciones)	Page (Página)
6		One day you find you can talk to animals. What would you ask them? Write the questions or tell someone what you would want to ask. (Un día te das cuenta de que puedes hablar con animales. ¿Qué les preguntarías? Escribe las preguntas que te gustaría hacerles o coméntalas con alguien.)	11
7		Closely study this picture. Look at all the details. What do you think is happening? Write a fiction story telling about it. (Observa con cuidado esta imagen. Mira todos los detalles. ¿Qué crees que está pasando? Escribe un cuento de ficción acerca de lo que ocurre.)	12
8		Who do you miss from school? Write a letter telling them how much you miss them. Let them know what you've been up to. (¿A quiénes extrañas de tu escuela? Escribe una carta diciéndoles cuánto los extrañas. En la carta, cuéntales lo que has estado haciendo.)	13
9		What makes a good friend? Write three sentences telling what good friends do for you. Pick one thing from your writing that good friends do and draw a picture of it in the box. (¿Qué hace que una persona sea un buen amigo? Escribe tres oraciones que describan lo que un buen amigo hace por ti. Elige una de las tres oraciones y dibújala en el recuadro.)	14
10		Think about all you have done this school year. What one thing are you the most proud of doing? Write to tell others about it. (Piensa en lo que has hecho este año escolar. ¿De qué te sientes más orgulloso? Escribe o cuéntale a alguien sobre tu respuesta.)	15


Grados K–1 Actividades de escritura y lenguaje (continuación)

Entry (Entrada)	Resource (Recurso)	Prompt (Instrucciones)	Page (Página)
11		Think about a really fun day you have had. Draw a picture of something that happened that day. Then write or tell a story about the best day ever. (Piensa en un día en el que te hayas divertido mucho. Haz un dibujo sobre lo que pasó ese día. Luego escribe un cuento sobre el mejor día de tu vida o cuéntaselo a alguien.)	16
12		Closely study this picture. Look at all the details. What do you think happened? Write or tell a story about it. (Observa con cuidado esta imagen. Mira los detalles. ¿Qué crees que pasó? Escribe un cuento o cuéntale a alguien sobre tu respuesta.)	17
13		Imagine you are a bird or a butterfly and you have wings to fly. Draw a picture of yourself. Then think about where you would go and what you would do. Write or tell a story about your day. (Imagina que eres un ave o una mariposa y tienes alas para volar. Dibújate. Luego piensa a dónde irías y qué harías. Escríbelo o cuéntaselo a alguien.)	18
14		What is your favorite food? Draw it. Now use your 5 senses to think about it. Write to tell about it with each of your senses. (¿Cuál es tu comida favorita? Dibújala. Ahora usa tus cinco sentidos para pensar en ella. Escribe lo que pensaste con cada uno de tus sentidos.)	19
15		All creatures dream—even dogs! What do you think dogs dream about? Pretend you are a dog. Write or tell a story about a dream you had. (Todas las criaturas sueñan, ¡hasta los perros! ¿Qué crees que sueñan los perros? Imagina que eres un perro. Escribe o cuenta un sueño que tuviste.)	20

Grados K–1 Actividades de escritura y lenguaje (continuación)

Entry (Entrada)	Resource (Recurso)	Prompt (Instrucciones)	Page (Página)
16		Closely study this picture. Look at all the details. What do you think is happening? Write a fiction story telling about it. (<i>Observa con cuidado esta imagen. Mira todos los detalles. ¿Qué crees que está pasando? Escribe un cuento de ficción sobre lo que ocurre.</i>)	21
17		FREE WRITE! Choose anything you'd like to write about today. It can be fiction or nonfiction. Make sure you include a picture! (<i>¡ESCRITURA LIBRE! Elige sobre qué te gustaría escribir hoy. Puede ser ficción o no-ficción. Asegúrate de incluir un dibujo.</i>)	22
18		It is important to be kind. Think about ways you can be kind now. Write a list of ways to help you remember. Share it with others! (<i>Es importante ser amable. Piensa de qué maneras puedes ser amable ahora. Escribe una lista para recordarlas. Comparte tu lista con otros.</i>)	23
19		Think about your favorite place in the whole wide world. Where is it? Why is it your favorite place? Draw a picture of it. Then tell or write about it. Be sure to share why it is your favorite place. (<i>Piensa cuál es tu lugar favorito de todo el mundo. ¿Dónde está? ¿Por qué es tu lugar favorito? Dibújalo. Luego escribe cómo es o descríbeselo a alguien. Asegúrate de compartir por qué es tu lugar favorito.</i>)	24
20		We all need help from others. Think about your time at home. Who or what has really helped you? Write a letter to that person or thing thanking them for helping you. (<i>Todos necesitamos la ayuda de los demás. Piensa en el tiempo que estás en casa. ¿Quién o qué te ayuda más? Escribe una carta a esa persona o cosa para agradecerse.</i>)	25

Journal Entry 1



Draw your dream playground. Think about who you would like to be there with you. Write or tell a story about what you would do there.

and I would

Writing Checklist—I have checked my writing for:


☐ Neat Handwriting

☐ Spaces Between Words

☐ Capital Letters

☐ Punctuation

Journal Entry 2



What animal would you like to be for a day? Draw the animal. Write or tell what you would be and what you would do for that one day.

I would be a _____.

First, _____

Writing Checklist—I have checked my writing for:


☐ Neat Handwriting

☐ Spaces Between Words

☐ Capital Letters

☐ Punctuation

Journal Entry 3



© Alliya2/Shutterstock

Write or draw a picture about how you're feeling today. Explain what happened to make you have these feelings.

Today I feel

because

Writing Checklist—I have checked my writing for:

☐ Neat Handwriting

☐ Spaces Between Words

☐ Capital Letters

☐ Punctuation

Journal Entry 4



Think about your bedroom. How would you tell someone else what it looks like? Write 3 things or 3 sentences to describe it.

My bedroom is _____.

It has _____

Writing Checklist—I have checked my writing for:

☐

Neat Handwriting

☐

Spaces Between Words


☐

Capital Letters

☐

Punctuation

Journal Entry 5



Think about the biggest thing you have ever seen. Draw a picture of it. Then write or tell what it is, where you saw it, and how it made you feel.

The biggest thing I
have seen is

Writing Checklist—I have checked my writing for:

☐

Neat Handwriting

☐

Spaces Between Words

☐

Capital Letters

☐

Punctuation

Journal Entry 6



One day you find you can talk to animals. What would you ask them? Write the questions or tell someone what you would want to ask.

I would ask

Writing Checklist—I have checked my writing for:

☐ Neat Handwriting

☐ Spaces Between Words

☐ Capital Letters

☐ Punctuation

.....

[illegible]

☐ Punctuation

Journal Entry 8

Who do you miss from school? Write a letter telling them how much you miss them. Let them know what you've been up to.

Dear _____,

Your friend,

Writing Checklist—I have checked my writing for:

☐

Neat Handwriting

☐

Spaces Between Words

☐

Capital Letters

☐

Punctuation

Journal Entry 9

What makes a good friend? Write three sentences telling what good friends do for you. Pick one thing from your writing that good friends do and draw a picture of it in the box.

A good friend

Writing Checklist—I have checked my writing for:

☐

Neat Handwriting

☐

Spaces Between Words

☐

Capital Letters

☐

Punctuation

Journal Entry 10



Think about all you have done this school year. What one thing are you the most proud of doing? Write to tell others about it.

I am the most proud
of

Writing Checklist—I have checked my writing for:

☐

Neat Handwriting

☐

Spaces Between Words


☐

Capital Letters

☐

Punctuation

Journal Entry 11



Think about a really fun day you have had. Draw a picture of something that happened that day. Then write or tell a story about the best day ever.

The best day ever

was

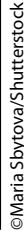
Writing Checklist—I have checked my writing for:

☐ Neat Handwriting

☐ Spaces Between Words


☐ Capital Letters

☐ Punctuation


[illegible]

☐ Punctuation

Journal Entry 13



Imagine you are a bird or a butterfly and you have wings to fly. Draw a picture of yourself. Then think about where you would go and what you would do. Write or tell a story about your day.



Writing Checklist—I have checked my writing for:

☐ Neat Handwriting

☐ Spaces Between Words

☐ Capital Letters

☐ Punctuation

Journal Entry 14



What is your favorite food? Draw it. Now use your 5 senses to think about it. Write to tell about it with each of your senses.

Food:



Image credits ©vecktor/Shutterstock

Writing Checklist—I have checked my writing for:

☐

Neat Handwriting

☐

Spaces Between Words

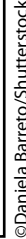
☐

Capital Letters

☐

Punctuation

.....



The image shows a sheet of white paper with four sets of horizontal lines for handwriting practice. Each set is composed of three lines: a solid black line at the top, a dashed black line in the middle, and a solid black line at the bottom. The sets are evenly spaced vertically down the page.

☐ Punctuation

.....

[illegible]

☐ Punctuation

Journal Entry 17

FREE WRITE! Choose anything you'd like to write about today. It can be fiction or nonfiction. Make sure you include a picture!

Writing Checklist—I have checked my writing for:

☐ Neat Handwriting

☐ Spaces Between Words

☐ Capital Letters

☐ Punctuation

Journal Entry 18



It is important to be kind. Think about ways you can be kind now. Write a list of ways to help you remember. Share it with others!

I can be kind by

Writing Checklist—I have checked my writing for:

☐ Neat Handwriting

☐ Spaces Between Words

☐ Capital Letters

☐ Punctuation

..... **Journal Entry 19**

This image shows a full page of handwriting practice paper. It features five identical sets of horizontal guidelines arranged vertically. Each set includes three lines: a solid top line, a dashed middle line, and a solid bottom line, providing a structured space for practicing letter formation and alignment. The background is white, and the lines are black.

Writing Checklist—I have checked my writing for:

- ☐ Neat Handwriting
 - ☐ Spaces Between Words
 - ☐ Capital Letters
 - ☐ Punctuation

Journal Entry 20

We all need help from others. Think about your time at home. Who or what has really helped you? Write a letter to that person or thing thanking them for helping you.

Dear _____,

Your friend,

Writing Checklist—I have checked my writing for:

☐

Neat Handwriting

☐

Spaces Between Words

☐

Capital Letters

☐

Punctuation